

AGRICULTURE

Simplified Budget 2025



Funded by
the European Union



AGORA
CENTRAL EUROPE

B4C Budgets
for
Citizens
Բյուջեներ քաղաքացիների համար

This publication has been developed with the financial support of the European Union, within the framework of the "Budgets for Citizens" project implemented by the Armenian Lawyers' Association, in cooperation with partners "Economic Development and Research Center" (EDRC) NGO and "Agora Central Europe" NGO (Czech Republic). The "Budgets for Citizens" project is responsible for the contents, and it does not necessarily reflect the views of the European Union.

Proper reference to the document when citing is obligatory.

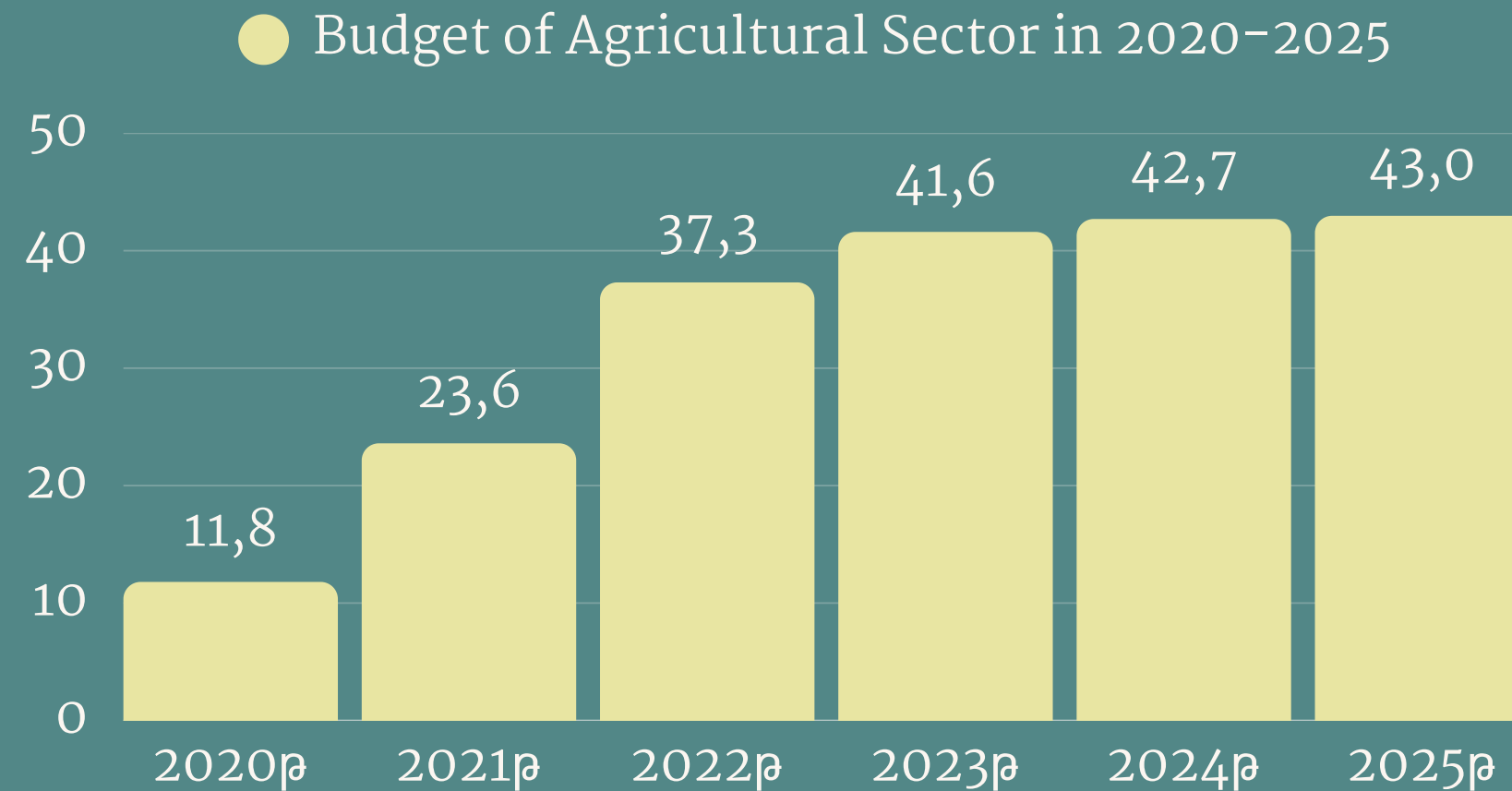
Abbreviations

ME	Ministry of Economy
ha	hectare
RA	Republic of Armenia
mln	million
bln	billion

General Overview

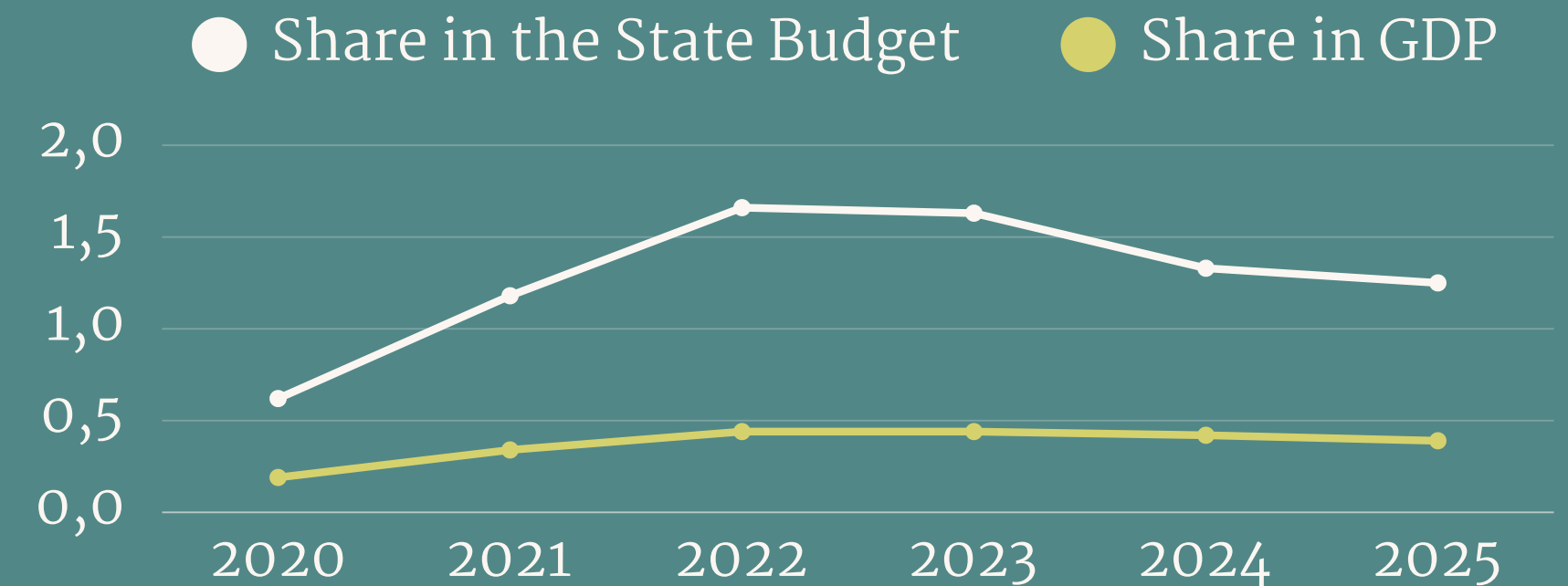
- According to the “2025 Annual Budget Law of the Republic of Armenia”, the state budget of the Republic of Armenia for 2025 involves – AMD 2,837.6 bln revenues, AMD 3,441.6 bln expenditures and a deficit equaling to AMD 604.0 bln.
- Expenditures on agriculture in the state budget are represented by agricultural programmes coordinated by the RA Ministry of Economy.
- AMD 42.7 bln will be allocated to the Agricultural sector, which compared to the previous year, increased by 2.6 % or AMD 1.1 bln.
- Allocations to the Agriculture Sector in 2025 will amount to 0.39% of GDP, against the average level of 0.3% in 2020-2024
- Expenditures on agriculture will amount up to 1.25 % of total state budget expenditures, compared to an average of 1.1 % in 2020-2024.
- The average growth rate of financing of the agricultural sector in 2020-2025 was 39.2 %.
- The state policy for agriculture development in 2025 will be implemented through 5 budget programmes.
- The Agriculture Modernization Programme is leading among agricultural programmes in terms of funding. The financing of this programmes totals to 59.8 % of the Agriculture budget.
- The next is Agriculture Promotion Programme with 27.6 % share.

Budget for Agricultural Programmes



In 2025, AMD 42.7 bln will be allocated to the Agricultural sector, which compared to the previous year, increased by 0.6 % or AMD 0.2 bln.

In 2025, the agriculture budget will total to only 1.25 % of the state budget expenditures, which is 0.1 percentage points lower than the 2024 level.

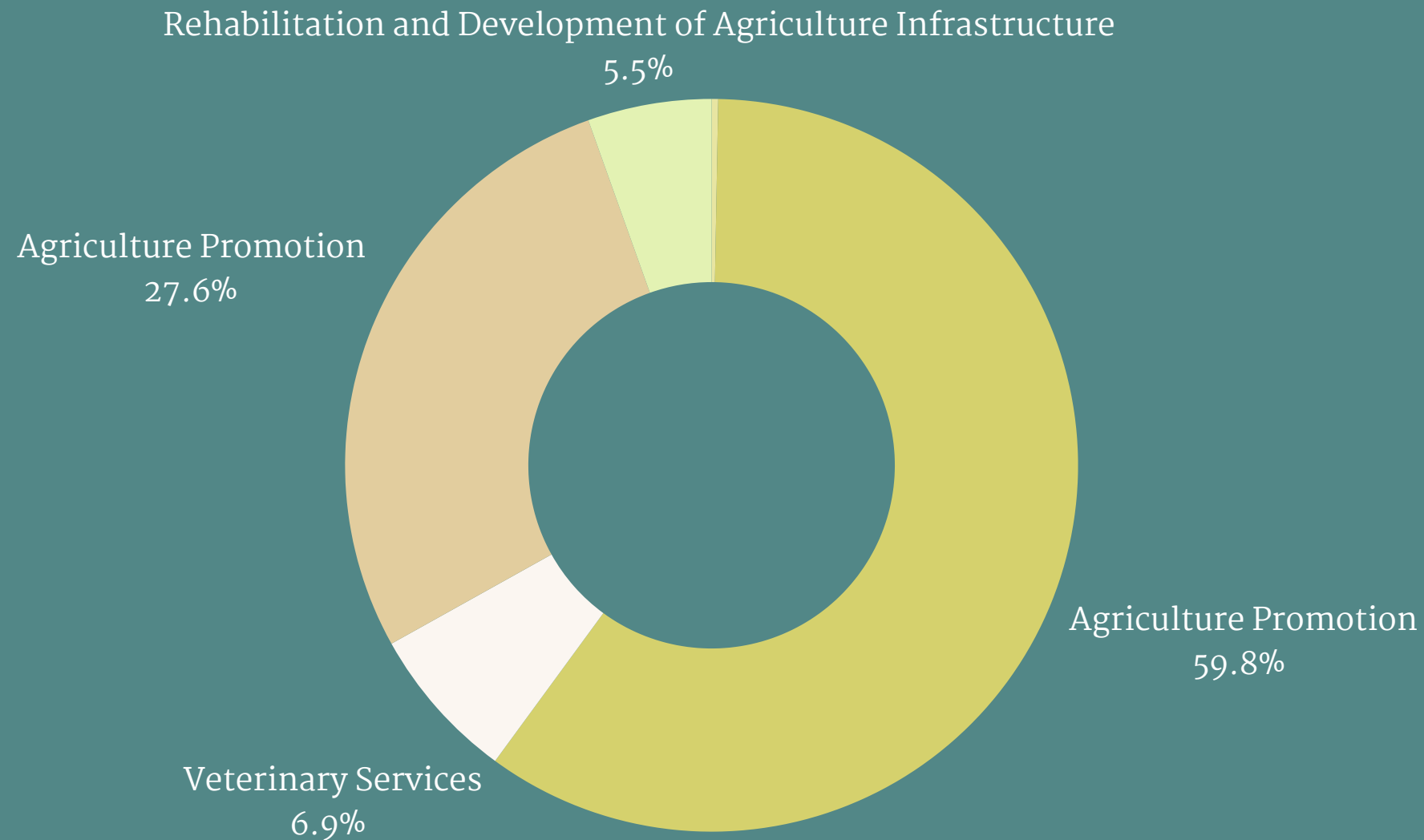


Agricultural financing is increasing. In 2020-2024, the average annual growth in funding volumes will total to 39.2%. As a result, the volume of agricultural financing in 2019 will be exceeded for more than 6 times or by AMD 35.8 bln.

Budget Programmes in Agriculture Sector

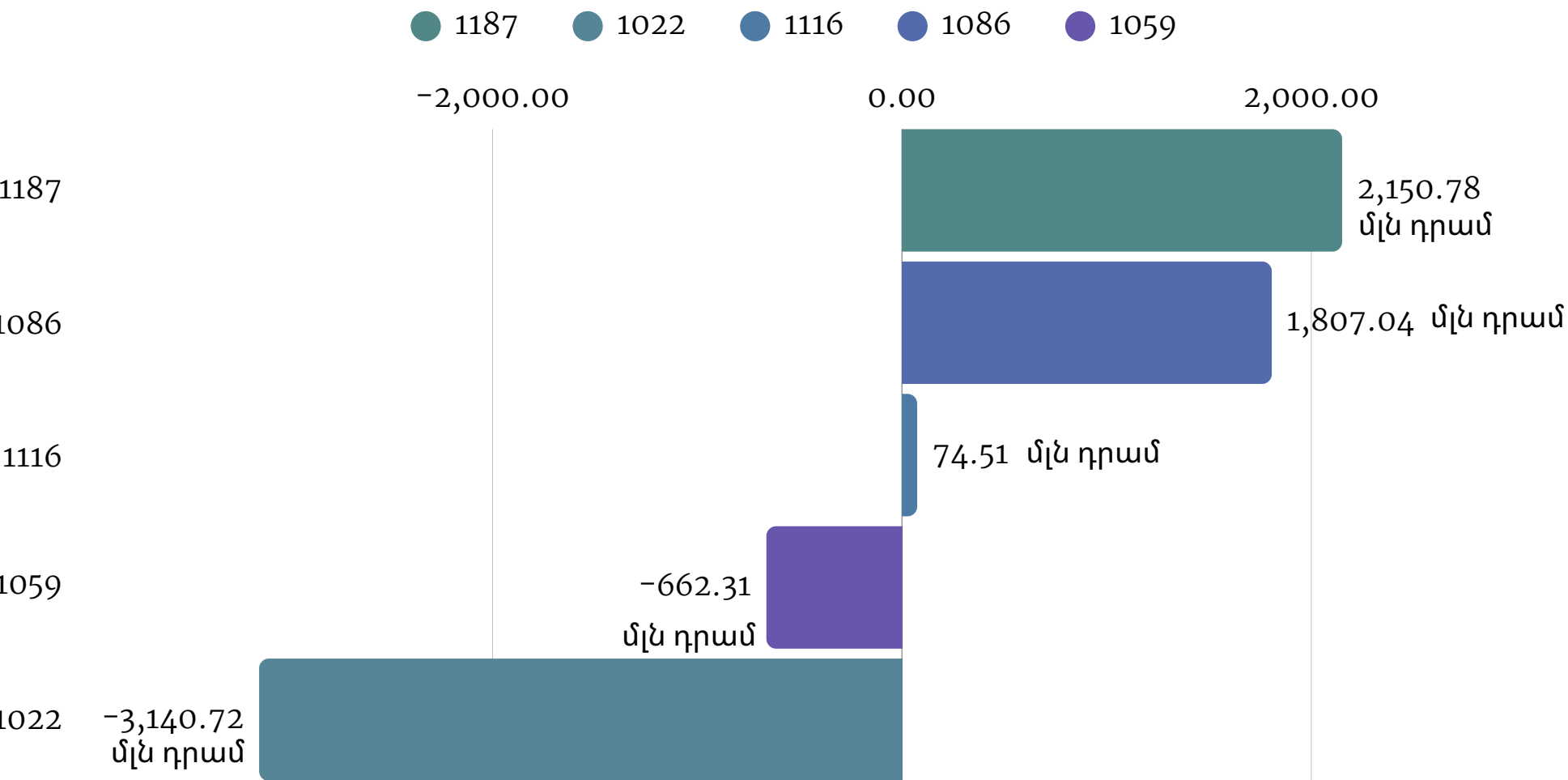
Programme	Classifier	2024 AMD mln	2025 AMD mln	2025 %	2024/2025
Agriculture Modernization Programme	1187	23,534.5	25.685.3	59.8	+8,8%
Agriculture Promotion Programme	1022	15,017.4	11,876.7	27.6	-26,4%
Veterinary Services	1116	2,870.9	2,945.4	6.8	+2,5%
Rehabilitation and Development of Rural Infrastructure	1086	538.4	2,345.4	5.5	+77,0%
Promotion of Plant Growing and Plant Protection	1059	787.7	125.4	0.3	-528,3%
Total	-	42,748,9	42,978.2	100	+0.5%

Structure of Agriculture Budget by Programmes



- The largest agricultural programme in the sector is the **Agriculture Modernization Programme** with 59.8% of the total agriculture class budget.
- The next large programme by financing is the **Agriculture Promotion Programme** with 27.6 % of the total sector budget.
- The other three programmes together provide for only 12.6 % of the agriculture sector expenditures.

Structure of Agricultural Budget Growth



- 1022 Agriculture Promotion Programme
- 1059 Promotion of Plant Growing and Plant Protection
- 1086 Rehabilitation and Development of Rural Infrastructure
- 1116 Veterinary Services
- 1134 Infrastructure and Rural Financing Support
- 1187 Agriculture Modernization Programme

- Increase in the budget for agricultural programmes in 2025 will amount to AMD **0.2 bln.**
- The main changes in Agriculture Sector were made in the budget of the Agriculture Modernization Programme, which has increased by **AMD 2.15 bln** and the Agriculture Promotion Programme, which has decreased by **AMD 3.1 bln.**
- The budget of Rehabilitation and Development of Rural Infrastructure Programme will increase significantly as well, by **AMD 1.8 bln** or **4.3 times.**
- The budget of Promotion of Plant Growing and Plant Protection Programme has also decreased by **AMD 662.3 bln.**
- The budget of Veterinary Services Programme has also increased by **AMD 74.5 mln.**


Expected performance indicators in 2025

Number of wineries participating in exhibitions, tastings, experience exchanges and other events



40

Number of activities implemented by the organization in the areas of Veterinary Medicine, Promotion of Plant Growing and Plant Protection, and consolidation of agricultural lands



5

Number of small crayfish farming complexes being established



3

Areas explore for the detection of harmful organisms, ha



18000

Events aimed at popularization of Armenian winemaking, promotion and export of Armenian wines outside the territory of the Republic of Armenia



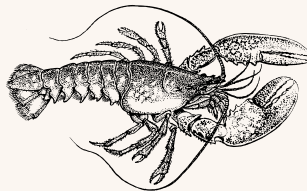
2

Insured areas, ha



15000

Number of large crayfish farming complexes being established



1

Ensuring a stable phytosanitary situation, percentage



90

Number of trainings and consultations aimed at the development of professional capabilities of winemakers



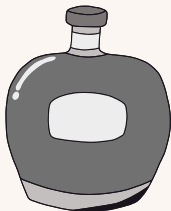
5

Lands consolidated within the framework of the Support for the Consolidation of Agricultural Lands in the Republic of Armenia Programme; ha



145

Cognac alcohol with the right to sell the part exceeding 100 thousand liters, thousand absolute liters



1000

Area of implemented measures against the most harmful organisms or agricultural crops, ha



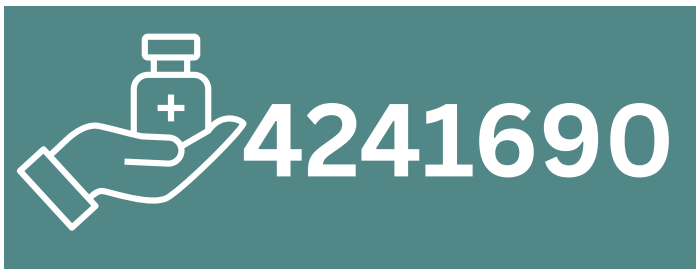
53000

Expected performance indicators in 2025

Laboratory analyses of seed quality and documentation preparation, thousand tons



Number of preventive measures (vaccinations) for animal diseases



Areas under modern irrigation systems, hectares



Number of Implemented test sowings of new species and field tests



Area of greenhouses under construction, ha



The number of hives (together with the bee colony) to be purchased with state support in 2024-2025



Number of diagnostic measures for animal diseases



New intensive fruit orchards established within the framework of the Partial Compensation Programme for Expenses incurred for establishment of Orchard in Armenia, hectares



